



Complete 21-Day Natural Smoking Cessation Protocol

A gentle, natural approach to breaking free from smoking using simple herbal remedies, breathing techniques, and daily rituals that support your journey to becoming smoke-free.

Your Journey to Freedom Starts Here

Natural Remedies

Herbal teas and infusions that reduce cravings and support your body's natural detox process

Simple Daily Rituals

Easy morning and evening routines that create new, healthy habits to replace smoking

Crisis Management

Proven techniques to overcome intense cravings whenever they strike, day or night

This protocol combines traditional wisdom with practical strategies, giving you everything you need for a successful 21-day transformation.

Foundation Recipes: Your Daily Allies

These three simple recipes form the backbone of your smoke-free journey. Each serves a specific purpose in supporting your body and mind as you break free from nicotine dependence.

You'll use these recipes throughout all 21 days, adjusting frequency as you progress. The ingredients are natural, affordable, and available at any grocery store.



Anti-Smoking Tea

Your Morning and Afternoon Companion

Ingredients (per cup):

- 250 ml water
- 1 tea bag or 1 tsp loose green tea
- 1 thin slice fresh ginger or 1 tsp grated
- Juice of ½ lemon
- 1 tsp honey (optional)
- Pinch of cinnamon (optional)

Green tea provides gentle caffeine and antioxidants, while ginger soothes cravings and supports digestion. Lemon adds vitamin C and helps cleanse your system.



Preparing Your Anti-Smoking Tea

01

Boil the Water

Heat 250 ml of water to a rolling boil in a small pot or kettle

02

Add Tea and Ginger

Remove from heat, add green tea and ginger slice. Let steep for exactly 5 minutes

03

Strain if Desired

Remove tea bag or strain loose leaves. Fresh ginger can stay in for stronger flavor

04

Final Touches

Stir in fresh lemon juice and honey. Add cinnamon pinch for extra warmth

05

Drink While Hot

Enjoy immediately while warm for maximum benefits and soothing effect

Evening Infusion

Caffeine-Free Nighttime Support



Ingredients:

- 250 ml water
- Fresh ginger (same amount as tea recipe)
- Juice of ½ lemon
- 1 tsp honey (optional)

No green tea - this caffeine-free version helps you relax while still providing ginger's craving-reducing benefits.

The longer 7-minute steeping time extracts more of ginger's active compounds, making this infusion particularly effective for evening cravings.

Preparing Your Evening Infusion

1

Boil Water

Heat 250 ml water to boiling point

2

Steep Ginger

Add ginger and infuse for 7 minutes (longer than morning tea)

3

Add Lemon & Honey

Mix in fresh lemon juice and honey to taste

4

Drink Warm

Sip slowly while warm, ideally 1-2 hours before bedtime



SOS Craving Buster

Emergency Protocol for Intense Urges

When a strong craving hits, don't panic. This 4-step emergency protocol can be used any time, any day, and will help you ride out even the most intense urges without reaching for a cigarette.

The key is to act immediately when you feel the craving starting. Don't wait for it to intensify - begin this sequence the moment you notice the urge.

4-Step SOS Protocol

STOP & BREATHE

Immediately pause what you're doing. Practice 4-4-4 breathing: inhale for 4 seconds, hold for 4 seconds, exhale for 4 seconds. Repeat 5 times.

CHEW SPICE

Chew 1 whole clove or a small piece of cinnamon stick for 2-3 minutes. The strong flavor satisfies oral fixation and reduces cravings.

HYDRATE

Drink 1 full glass (200-300 ml) of cold water quickly. The cold temperature helps reset your nervous system and the hydration supports detox.

MOVE IF NEEDED

If craving persists, prepare Anti-Smoking Tea and take a 10-15 minute walk. Movement helps metabolize stress hormones.

The Golden Rule

Zero Cigarettes From Day 1

⊗ Starting Day 1, you commit to zero cigarettes. If you slip up, don't abandon the protocol - simply return to the plan the same day.


This isn't about perfection; it's about commitment. Every time you choose the protocol over a cigarette, you're rewiring your brain and strengthening your resolve.

Remember: One slip doesn't erase your progress. It's simply a moment to recommit to your smoke-free future.

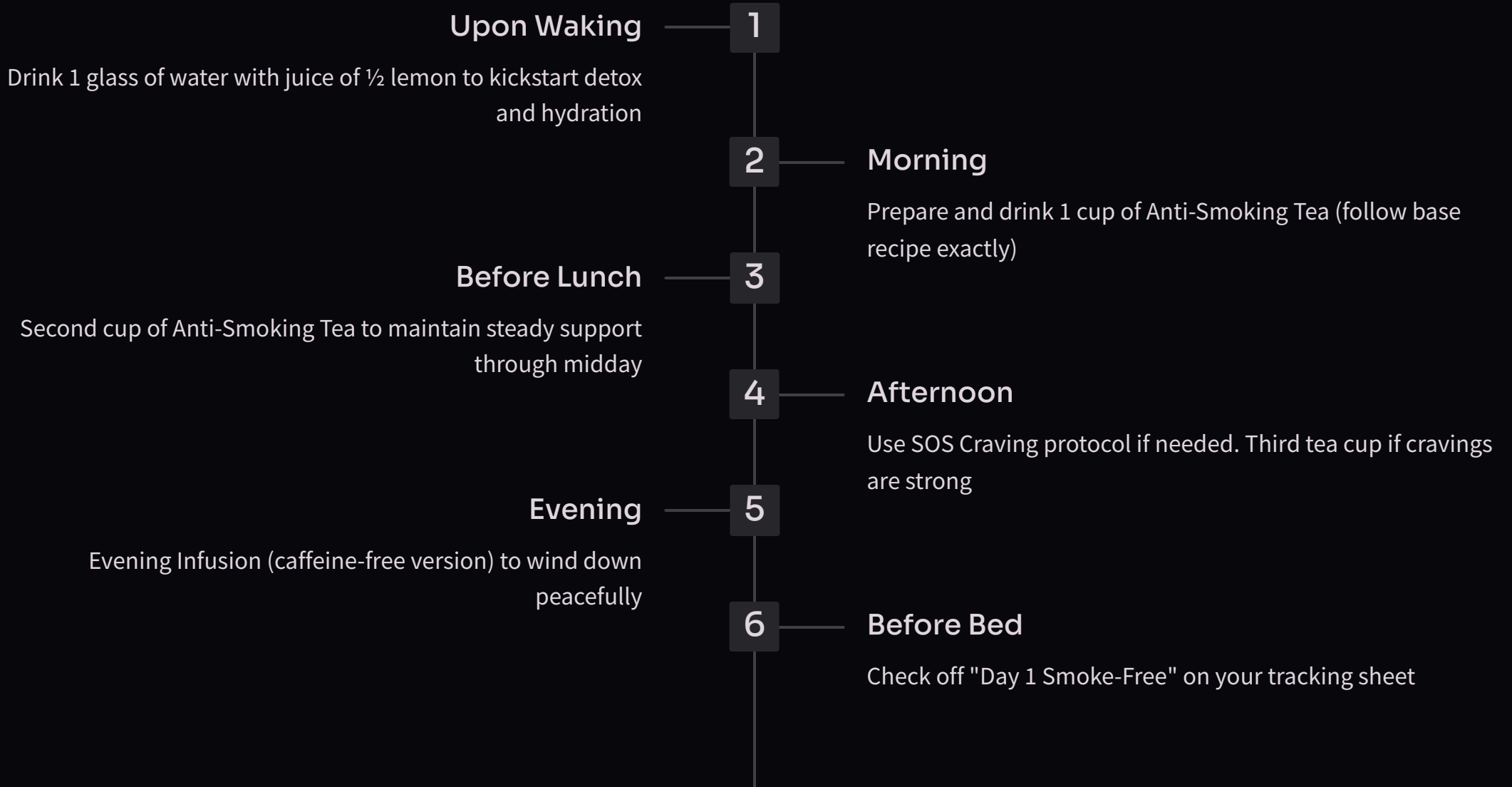
Day 1: "D-Day" - Switching Off the Trigger

Today marks the beginning of your transformation. You're not just quitting smoking - you're becoming a non-smoker. This shift in identity is crucial for long-term success.

Day 1 sets the foundation for all that follows. Every step you take today creates momentum for tomorrow and the days ahead.



Day 1 Complete Schedule



Day 2: Morning Reinforcement

Yesterday you proved you could do it. Today, you're building on that success and creating a sustainable rhythm. Your body is already beginning to clear nicotine from your system.

Repeat Lemon Water Ritual

Start with the same water and lemon combination upon waking

Morning Anti-Smoking Tea

One cup following the exact base recipe preparation

Pre-Lunch Support

Second cup of Anti-Smoking Tea before your midday meal

Afternoon Crisis Management

SOS protocol ready; third tea cup available if truly necessary

Evening Wind-Down

Caffeine-free Evening Infusion to close the day peacefully

Mark "Day 2 Smoke-Free" with pride - you're building unstoppable momentum.



Day 3: Stabilizing Your New Routine

By Day 3, your body is adapting to life without nicotine. You might notice increased energy, better taste, and improved breathing. These are signs your body is healing.

Today follows the same structure as Days 1 and 2, reinforcing the habit loop that will carry you through more challenging days ahead.

Day 4: Avoiding Afternoon Caffeine Triggers

New Addition Today:

Avoid coffee in the afternoon - caffeine can intensify cravings and anxiety during your transition period.

Stick to your Anti-Smoking Tea or plain water after 2 PM. The natural caffeine in green tea is gentler and comes with craving-reducing compounds.



Continue your full routine: lemon water, morning tea, pre-lunch tea, SOS protocol as needed, and evening infusion. This consistency is building neural pathways that will serve you for life.

Day 5: Active Hydration Strategy

Boost Your Detox Process

Enhanced Hydration

Drink an additional 500 ml of water throughout the afternoon - not all at once, but sipped regularly

Why This Matters

Extra hydration accelerates toxin elimination, reduces withdrawal symptoms, and keeps your hands and mouth busy

Timing Strategy

Spread this water intake from 1 PM to 6 PM to avoid nighttime disruption while maximizing afternoon support

Maintain all other elements: morning lemon water, tea schedule, SOS protocol, and evening infusion.

Day 6: Movement After Cravings

Today introduces a powerful new element: movement immediately after using the SOS protocol. Physical activity metabolizes stress hormones and releases natural endorphins that combat cravings.

New routine: After completing your 4-step SOS protocol, take a 10-15 minute walk regardless of weather. Even indoor walking or stair climbing works.

This isn't intense exercise - it's gentle movement that helps your nervous system reset and reinforces your new non-smoker identity through positive action.



Day 7: Completing Your First Week

One Week Milestone



Major Achievement

You've successfully completed 7 days without smoking - that's a significant accomplishment worth celebrating



Physical Changes

Your carbon monoxide levels have normalized, circulation is improving, and taste buds are regenerating



Mental Shift

You've proven to yourself that you can handle cravings and difficult moments without cigarettes

Today's approach: If cravings are mild, try using just cold water and clove chewing before reaching for the full SOS protocol.

Day 8: Reducing to 2 Cups Daily

Your Body is Getting Stronger

As you enter your second week, you're ready to reduce reliance on the Anti-Smoking Tea. This gradual reduction helps you build confidence in your natural ability to resist cravings.

→ Morning: 1 Cup Anti-Smoking Tea

Keep your morning routine exactly the same for consistency

→ Before Lunch: Cold Water Instead

Replace your pre-lunch tea with cold water - tea only if you have active cravings

→ Afternoon: SOS Protocol Available

Your emergency protocol remains ready whenever you need it

→ Evening: Continue Infusion

Maintain your caffeine-free evening infusion routine

Day 9: Sustaining Energy Naturally

Today introduces a healthy substitution strategy. Instead of reaching for that "afternoon cigarette," you'll satisfy your body's need for a pick-me-up with natural energy from fresh fruit.

New addition: When you feel the 3-4 PM energy dip (former smoking time), eat a piece of fresh fruit instead. The natural sugars provide clean energy while the chewing action satisfies oral fixation.

Best choices: apple, orange, or pear - foods that require active chewing and provide sustained energy release.



Day 10: Training Against Triggers

Today focuses on building your mental resilience. You'll add extra breathing practice to strengthen your response to triggers before they become full cravings.

01

Morning Routine

Lemon water and Anti-Smoking Tea as established

02

Midday Breathing

At lunch time, drink cold water and practice 4-4-4 breathing for 2 minutes

03

Afternoon Vigilance

Use full SOS protocol for any cravings; fall back to tea if needed

04

Evening Completion

End with your calming infusion and mark Day 10 complete

This proactive breathing practice teaches your nervous system to stay calm, reducing the intensity of future cravings.

Day 11: Pleasure Substitution Strategy

Smoking often served as a way to "reward" yourself or deal with nervous energy, especially the need to do something with your mouth and hands. Today you'll create healthy substitutes for these needs.

Midday strategy: Instead of your pre-lunch tea, have cold water followed by a fresh salad or piece of fruit to satisfy "mouth restlessness."

Afternoon enhancement: Combine your SOS protocol with a 10-minute walk to address both the physical and psychological aspects of cravings.



Day 12: Mental Reinforcement

Strengthen Your Why

- ① Today adds a powerful mental component: conscious reinforcement of your motivation. This isn't just about breaking a habit - it's about embracing a new identity.

New midday ritual: Along with your cold water, write down one reason why you're choosing to stay smoke-free. This could be health, money, family, freedom, or personal pride.

Keep these reasons where you can see them. On challenging days ahead, you'll have a growing list of motivations to draw strength from.

Continue all other elements: morning lemon water and tea, SOS protocol, evening infusion.

Day 13: Automating Your New Habits

Nearly two weeks in, your new routines are becoming automatic. Today focuses on seeing how well you can manage with minimal tea support, relying more on your natural coping mechanisms.

Morning Foundation

Lemon water and Anti-Smoking Tea remain consistent

Midday Simplicity

Cold water plus 2 minutes of conscious breathing

Afternoon Challenge

Try to handle cravings with just water and clove chewing - tea as backup only

Evening Consistency

Maintain your caffeine-free infusion ritual

You're building confidence in your ability to stay smoke-free without constant external support.



Day 14: Two-Week Milestone

2 Weeks Strong

Two weeks ago, smoking was part of your daily routine. Today, being smoke-free is becoming your new normal. This transformation demonstrates incredible strength and commitment.

Today's refinement: Only use a second cup of Anti-Smoking Tea if your craving intensity is above 5 out of 10. For lighter urges, trust your water, breathing, and movement tools.

You're more than halfway to your 21-day goal. Your body has healed significantly, and your new neural pathways are growing stronger every day.

Day 15: Consolidating Progress (1-2 Cups Daily)

Entering the third week, you're moving toward minimal external support. Most cravings should be manageable with your SOS protocol, reserving the Anti-Smoking Tea for genuinely challenging moments.

Daily Foundation

Morning lemon water and one Anti-Smoking Tea remain non-negotiable for now

Flexible Afternoon

Second tea cup only when truly needed - you decide based on your actual experience

Evening Routine

Continue your calming infusion to support good sleep and overnight recovery

Day 16: Reducing External Stimulants



Avoiding Trigger Substances

Today emphasizes avoiding alcohol and limiting coffee, as both can intensify cravings and lower your resistance to smoking triggers.

Focus on: Water, herbal teas, fresh juices, and other beverages that support rather than challenge your smoke-free commitment.

Your afternoon strategy simplifies to cold water and clove chewing. This tests your growing confidence and natural resilience.

Day 17: Behavioral Reinforcement

Social Smoking Alternatives

Many people struggle with social situations where they used to smoke. Today you'll practice replacing "social cigarettes" with healthier social behaviors.

Instead of Social Smoking

Take a short walk with friends or step outside for fresh air without cigarettes

Phone a Support Person

When you feel isolated or want to smoke, call someone who supports your quit journey

Maintain Your Foundation

Continue morning lemon water, Anti-Smoking Tea, and evening infusion routines

You're not just quitting smoking - you're learning new ways to connect and cope that will serve you for life.

Day 18: Almost There

With only three days remaining, you're approaching the finish line of your 21-day transformation. The hardest work is behind you - now it's about maintaining momentum and trusting the strength you've built.

Today's approach is minimalist: morning lemon water, one Anti-Smoking Tea, and SOS protocol using only water and clove if possible. Save the tea backup for only the most challenging moments.

Your evening infusion continues to support your peaceful transition into each night.



Day 19: Embracing Your Non-Smoker Identity

You Are No Longer a Smoker Who Is Quitting

- ✔ Today marks an important mental shift: You are now a non-smoker who occasionally remembers smoking. This identity change is crucial for long-term success.

When cravings arise, practice your 4-4-4 breathing and immediately eat a piece of fruit. This satisfies both the physical and psychological aspects of the urge while reinforcing your healthy new identity.

Continue with morning lemon water, Anti-Smoking Tea, and evening infusion. You're so close to complete freedom.

Day 20: Celebrating Your Financial Victory

\$140

Average Weekly Savings

Money you're no longer spending on cigarettes

\$600

Monthly Freedom

Funds now available for things you truly value

\$7200

Annual Investment

Yearly amount you can now invest in your health and happiness

Take time today to calculate your personal savings and consider how you might invest this money in your new, healthier life. This tangible benefit reinforces your excellent decision to quit smoking.



Day 21: Graduation Day

**YOU DID
IT!**

Today you complete your 21-day transformation from smoker to non-smoker. This isn't just the end of a protocol - it's the beginning of your new life.

Follow your established routine one final time: morning lemon water, Anti-Smoking Tea, SOS protocol if needed, and your evening infusion.

Your Graduation Ceremony

01

Complete Your Final Day

Follow the full protocol: lemon water, morning tea, SOS as needed, evening infusion

02

Write Your Declaration

In your own words, write: "I am free from cigarettes" and sign it with today's date

03

Ceremonial Disposal

Discard any remaining lighters, ashtrays, or cigarette-related items from your environment

04

Reward Yourself

Use part of your saved money to buy something meaningful that celebrates your achievement

05

Mark Your Calendar

Check off "Day 21 - Accomplished



Understanding the Science Behind Your Success

Your 21-day journey wasn't arbitrary - it's based on neuroscience research showing that it takes approximately three weeks to begin forming new neural pathways and breaking old habit loops.

The ingredients in your protocol work synergistically: green tea's L-theanine reduces anxiety, ginger decreases nausea and cravings, lemon supports detox, and the breathing exercises activate your parasympathetic nervous system.

Every time you chose the protocol over a cigarette, you weakened the smoking pathway and strengthened your new non-smoker identity.

The Health Transformation You've Achieved



Why the 4-4-4 Breathing Technique Works



Scientific Foundation

The 4-4-4 breathing pattern activates your vagus nerve, which triggers your body's relaxation response and counteracts the stress that drives cravings.

This technique reduces cortisol levels, lowers heart rate, and interrupts the fight-or-flight response that makes you want to reach for cigarettes.

Regular practice literally rewires your brain's response to stress, giving you a powerful tool for life-long stress management.

The Power of Hydration in Addiction Recovery

Throughout your 21-day journey, increased water intake served multiple crucial functions beyond simple hydration. Understanding this helps you appreciate why this simple step was so effective.



Toxin Elimination

Extra water accelerated the removal of nicotine and other toxins, reducing the physical basis for cravings



Oral Fixation

Sipping water satisfied the hand-to-mouth habit that cigarettes fulfilled



Mindful Pause

Drinking water created a conscious break that interrupted automatic smoking responses



Ginger and Lemon: Nature's Craving Fighters

The combination of ginger and lemon wasn't chosen randomly - both have specific properties that support smoking cessation and overall health recovery.

Ginger contains gingerol compounds that reduce nausea, calm digestive upset, and have mild anti-anxiety effects. It also stimulates circulation, helping your body heal faster.

Lemon provides vitamin C to repair oxidative damage, supports liver detox function, and the citrus scent has mood-lifting properties that combat withdrawal depression.

Why Green Tea Was Your Morning Ally

L-Theanine Magic

This amino acid promotes calm alertness without jitters, perfect for managing morning stress without cigarettes

Gentle Caffeine

Provides energy boost without the crash that increases cravings, unlike coffee

Antioxidant Power

Helps repair cellular damage from smoking while supporting overall healing

Ritual Replacement

The brewing and sipping process replaced the ritual aspects of smoking

The Importance of Evening Rituals

Your caffeine-free evening infusion served a crucial purpose beyond craving management. It helped establish healthy sleep patterns, which are essential for maintaining your smoke-free status.

Poor sleep increases stress hormones and weakens willpower - two major triggers for smoking relapse. By supporting better sleep quality, your evening routine strengthened your daytime resilience.

The warm, soothing ritual also replaced evening smoking habits and provided comfort during the challenging early adjustment period.



Maintaining Your Success: The Next Phase

Transitioning from Protocol to Lifestyle

Completing 21 days doesn't mean your journey ends - it means you've built a foundation strong enough to support lifelong freedom from smoking. Here's how to maintain and build on your success.

1

Keep Your SOS Protocol

Always have your 4-step emergency plan ready for unexpected triggers

2

Maintain Morning Hydration

Continue starting each day with lemon water for ongoing detox support

3

Use Tea as Needed

Keep ingredients handy for occasional Anti-Smoking Tea during stressful periods

4

Practice Regular Breathing

Make 4-4-4 breathing part of your daily stress management toolkit



Recognizing and Managing Future Triggers

Even months or years after quitting, certain situations may trigger brief smoking thoughts. This is normal and doesn't mean you've failed - it means your brain is still learning.

Common future triggers include: major stress, alcohol consumption, social situations with smokers, or major life changes. The key is having a plan ready.

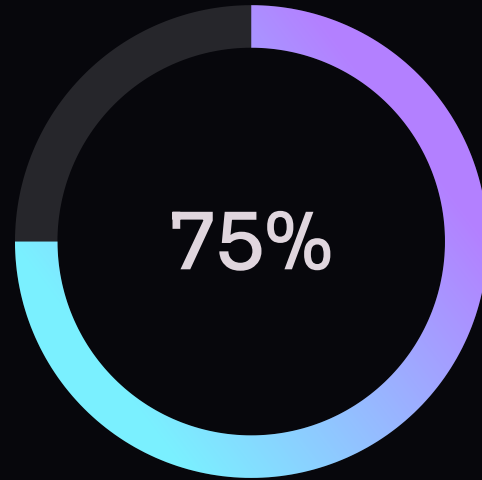
Your 21-day protocol gave you tools that work for any trigger, any time. Trust your training and use these techniques whenever needed.

The Financial Freedom You've Unlocked



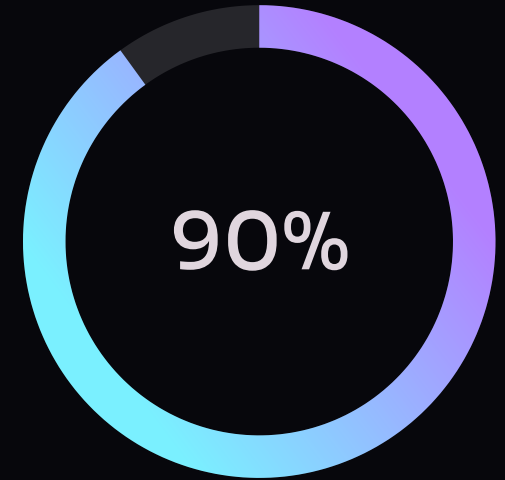
Money Back in Your Pocket

Every dollar previously spent on cigarettes now serves your real priorities and values



Reduction in Health Costs

Lower insurance premiums, fewer medical bills, less time off work for illness



Increased Life Value

Protecting years of life, health, and quality time with loved ones

Consider setting up automatic savings for the amount you used to spend on cigarettes. Watch this "freedom fund" grow into something meaningful.

Your New Identity: The Non-Smoker

You Are Not a Smoker

The most important transformation isn't physical - it's mental. You've shifted from being "a smoker trying to quit" to being "a non-smoker who used to smoke." This identity change is your greatest protection against relapse.

- ✔ When someone offers you a cigarette, you don't say "I'm trying to quit" - you say "I don't smoke." Feel the power in that statement.

This new identity influences every decision you make and every situation you encounter. You now choose activities, environments, and relationships that support your non-smoker lifestyle.

Sharing Your Success: Becoming an Inspiration



Your Story Matters

Your successful journey can inspire others who are struggling with smoking. Consider sharing your experience with friends, family, or support groups.

You've proven that natural methods work, that willpower can be strengthened, and that 21 days really can change a life.

Your example gives hope to others who might feel trapped by their smoking habit.

Continuing Your Health Journey

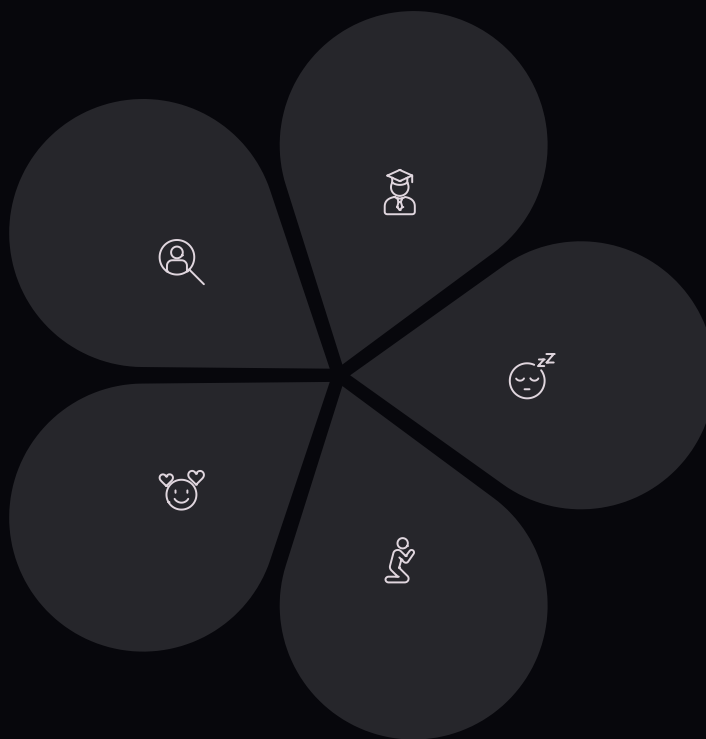
Breaking free from smoking is often the catalyst for other positive health changes. With your newfound confidence and improved breathing, you might feel motivated to explore new forms of physical activity or nutrition improvements.

Exercise

Your improved lung capacity makes physical activity more enjoyable

Self-Care

You've proven you can prioritize your health and well-being



Nutrition

Enhanced taste and smell make healthy foods more appealing

Sleep

Better circulation and reduced stimulants improve sleep quality

Stress Management

Your breathing techniques apply to all areas of stress management

Creating Your Personal Maintenance Plan

Customizing Long-term Success

While the 21-day protocol is complete, creating a personal maintenance plan helps ensure your success continues indefinitely. This plan should reflect your unique triggers, preferences, and lifestyle.

1

Identify Your High-Risk Situations

Write down when you're most likely to think about smoking and plan specific responses

2

Keep Emergency Supplies

Maintain a small supply of ginger, lemons, and cloves for unexpected challenging moments

3

Schedule Regular Check-ins

Monthly self-assessment of your smoke-free commitment and any needed adjustments

4

Build Support Networks

Connect with others who support your healthy lifestyle and understand your journey

The Ripple Effect: How Your Success Impacts Others

Your decision to quit smoking affects everyone around you. Family members breathe cleaner air, children see a positive role model, and friends witness that change is possible.

The money you save can be invested in experiences and gifts for loved ones. Your improved health means more quality time with people who matter most to you.

You've also reduced healthcare costs and workplace absences, contributing positively to your community and workplace culture.



Emergency Protocol: If You Ever Face a Setback

⊗ If you ever smoke again, remember: one cigarette doesn't erase your progress or make you a smoker again. It's simply a moment to recommit to your smoke-free life.

Don't Panic

One slip doesn't undo weeks or months of healing and habit change

Restart Immediately

Use your SOS protocol right away and return to your maintenance plan

Learn from It

Identify what triggered the slip and strengthen your plan for that situation

Recommit Fully

Reaffirm your identity as a non-smoker and continue your healthy journey

Your Smoke-Free Future Begins Now

Welcome to Freedom

You've completed an incredible journey from smoking to freedom in just 21 days. You've proven to yourself that you have the strength, commitment, and tools to overcome any challenge.

This isn't the end of your story - it's the beginning of a longer, healthier, more fulfilling life. You've given yourself the gift of additional years, better health, financial freedom, and the pride that comes with achieving a major life goal.

Congratulations on becoming smoke-free. Your future self will thank you for the courage you showed today and every day of this transformation.

You are free. You are strong. You are a non-smoker.